

Access Your Email

Internet



Go to: <https://mymail.myregistersite.com>

Email address: your.name@bobjones.com

Password: enter password for this account

Smartphone



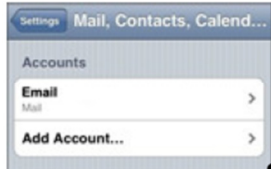
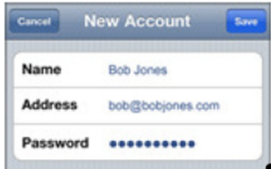


Accessing email on your smartphone is easy.

Most phones follow the same basic set-up steps.

*See setup example below**

*Smartphone Set-up

The below example highlights the general steps required to set-up email on your smartphone. Order of set-up steps may vary by smartphone.

			
1. Go to "Add Mail Account." Look in your Email or Settings section for this step.	2. Enter: Display Name Bob Email Address bob@bobjones.com Your Password Enter email address password	3a. Enter: Username bob@bobjones.com Incoming mail server imap.bobjones.com or pop.bobjones.com	3b. Enter: Outgoing mail server smtp.bobjones.com

*NOTE: Your mobile provider may require you to use their SMTP server to send mail. If you are not able to send mail from your phone, check with your provider to determine if they require you to use their SMTP server details.